

Using your browser go to <http://portal.office.com>

Use your email address and VDI password



Sign in with your work or school account

jennifer.meshberger@mlbfl.org

••••••••••••••••

Keep me signed in

[Sign in](#) [Cancel](#)

[Can't access your account?](#)

Click Mail

The image shows a user interface for installing and using Office 365. On the left, a red vertical bar contains the text "er" and "ing new". The main content area is titled "Install Office on your PC" and features icons for Word, Excel, PowerPoint, Outlook, and OneNote. Below these icons are links for "Got a Mac?", "Smartphone or tablet?", and "Learn how to set up email and Office 365 apps on your device". A red "Install now" button is present, along with links for "Language: English", "Change language", and "Troubleshoot installation".

Install Office on your PC

Word Excel PowerPoint Outlook OneNote










Got a Mac? Sign in to Office 365 on your Mac to install.

Smartphone or tablet? Get Office on your devices
Learn how to set up email and Office 365 apps on your device

Install now

Language: English
Change language
Troubleshoot installation

Collaborate with Office Online

 Mail	 Calendar	 People	 Newsfeed	 OneDrive	 Sites
 Delve	 Word Online	 Excel Online	 PowerPoint Online	 OneNote Online	